




**Kessingland Church of
England Primary Academy**

Aspire, Believe, Challenge

Bubble School

Back to School Handbook

Early Years



Dear Children,

It is lovely to be able to say, after all these weeks: welcome back! We have missed you a great deal but hope that you have all been keeping safe and well at home.

In the next few weeks, some of you will start to come back to school.

Your teachers have been working hard to make sure that everything is as safe as possible. School is going to be a bit different for a while, but we will still be able to do lots of learning together and we will all enjoy our time together.

In this booklet, we will try to explain some of the basics that you will need to know, ready for when you come back to school.

See you soon!

Mr Crossland and all the staff at Kessingland C of E Primary Academy



Green Bubbles

Information about the things that you can do safely



Red Bubbles

Rules to keep us safe

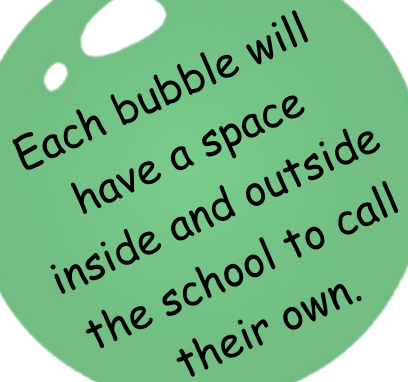


Blue Bubbles

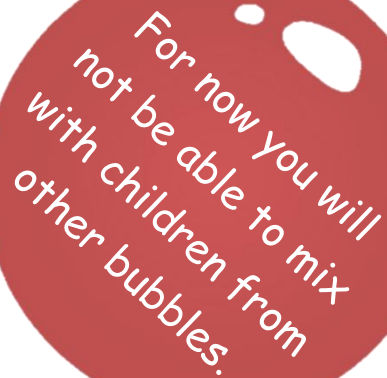
Fun facts about bubbles – just because it makes this book more interesting!

What is Bubble School?

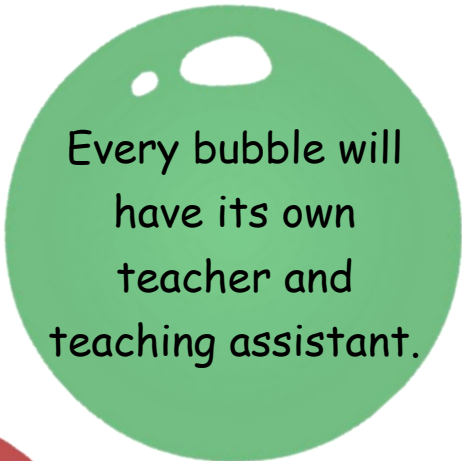
We have decided to call this Bubble School because you will all be in small groups called bubbles! You will do everything with your bubble - learn, play and eat.



Each bubble will have a space inside and outside the school to call their own.



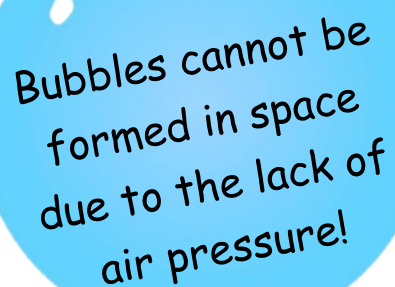
For now you will not be able to mix with children from other bubbles.



Every bubble will have its own teacher and teaching assistant.




We cannot come into school the same way. We have a new entrance.



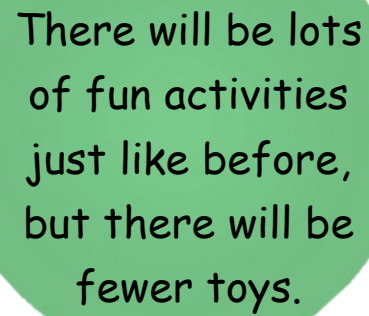
Bubbles cannot be formed in space due to the lack of air pressure!

In My Classroom

Every bubble will have their own classroom. You will spend most of the day in your classroom and your teacher will make it very clear what you can and can't do. Here are a few tips to get you started...




You will be able to spread out in your classroom.



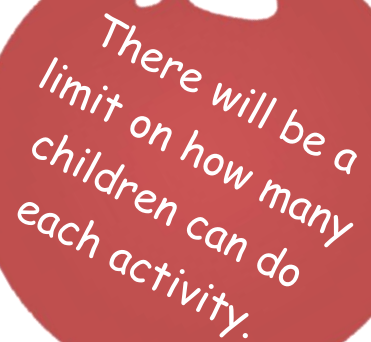
There will be lots of fun activities just like before, but there will be fewer toys.



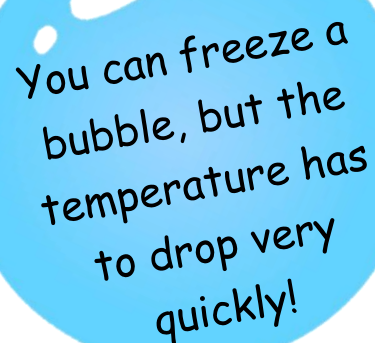
You will need to try and keep a little space between you and your friends.



You will have your own table and resources!




There will be a limit on how many children can do each activity.



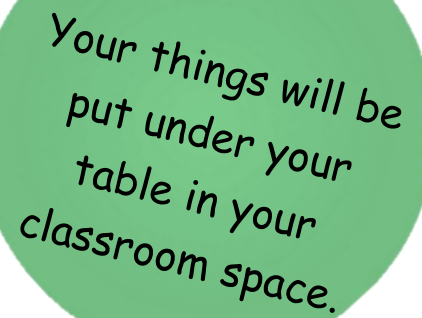
You can freeze a bubble, but the temperature has to drop very quickly!

My Equipment

In Reception and Nursery, the equipment will be used by all of the children in your bubble and the adults will clean it all every day.



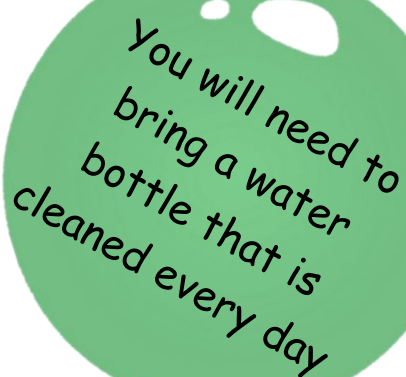
You must try not to put the toys in your mouth.



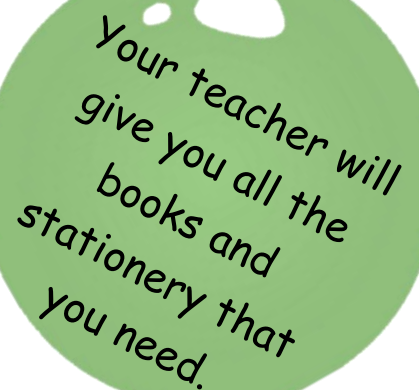
Your things will be put under your table in your classroom space.



You will not be able to have any dressing-up clothes at the moment



You will need to bring a water bottle that is cleaned every day



Your teacher will give you all the books and stationery that you need.



Some fish use bubbles to create their nests!

Break Time and Lunch

At Bubble School you will still have lots of time outside.

You will eat your home or school packed lunch in your classroom.

Your teacher or TA will stay with you during break and lunch.

You will only be able to play with children in your bubble.

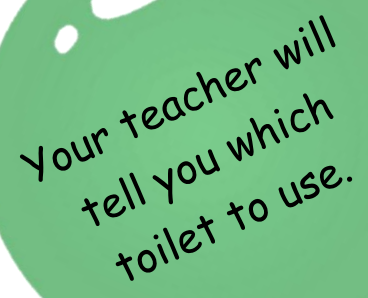
You will get to play outside in your special outdoor zone.

You will have to ask if you need to go to the toilet.

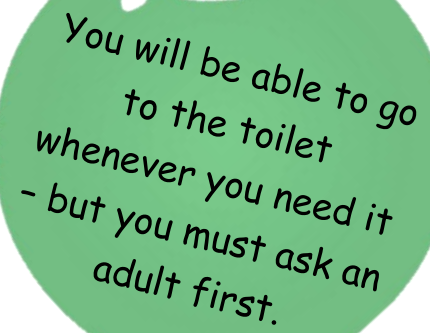
The world record for the most people inside a bubble is 19!

Going to the Toilet

Each bubble will have their own toilets to use. We all need to make sure that we remember the rules about good hygiene.



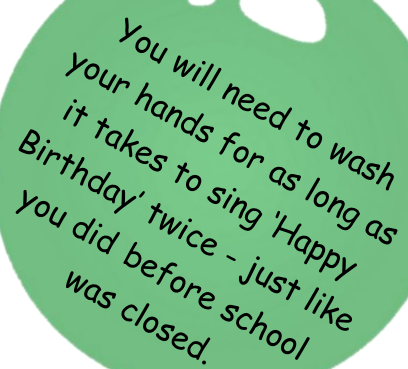
Your teacher will tell you which toilet to use.




You will be able to go to the toilet whenever you need it - but you must ask an adult first.



You must not go into any toilet blocks if other children are in there.



You will need to wash your hands for as long as it takes to sing 'Happy Birthday' twice - just like you did before school was closed.



You must go straight back to your classroom.



The largest bubble in the world could fit 13,627 tennis balls inside it!

Wash Your Hands!



Wet Hands
under warm running water



Add Soap
to help kill germs



Scrub
for at least 15 seconds



Rinse
well under warm
running water



Dry

hands with a clean towel





"All right," said the Gruffalo, bursting with laughter.
"You go ahead and I'll follow two metres after."

There is a lovely video on YouTube that may help your child understand some of the changes and prepare them for coming back to school.

<https://www.youtube.com/watch?v=dnQKQglaBug>