


Kessingland Church of England Primary Academy



My



Adventure

Key Stage One



This year our main topics will be...

Autumn 1 - All about Me

Autumn 2 - Celebrations

Spring 1 - Amazing Authors!

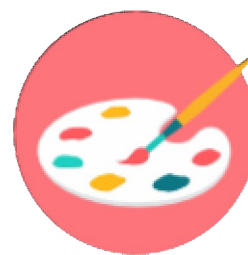
Spring 2 - Go Wild!

Summer 1 - Out of this World!

Summer 2 - Chan



We are Artists...



In our Art lessons, we will be looking at famous artists and using a range of different media and materials.

We will have opportunities to...

Year One

- describe what we can see and like in the work of other artists, craft makers and designers
- ask sensible questions about a piece of art

Year Two

- begin to demonstrate ideas using photographs and sketch books
- set out ideas and use annotations in sketch books
- talk about how we have changed in our work
- say how other artists, craft makers and designers have used colour, pattern and shape
- create a piece of work in response to another artist's work

We will look at work of famous artists including:

- Vincent Van Gogh
- Giuseppe Arcimboldo
- Martha McDonald (Aboriginal artist)
- Peter Thorpe

In our topic 'All About me' we will be learning to...

Year 1	Year 2
<ul style="list-style-type: none">• communicate something about ourselves in painting• create moods in our paintings• choose to use thick and thin brushes as appropriate• paint a picture of something we can see• name the primary and secondary colours	<ul style="list-style-type: none">• mix paint to create all the secondary colours• mix and match colours, predict outcomes• mix our own brown• make tints by adding black and white

In our topic 'Celebrations' we will be learning to...

Year 1	Year 2
<ul style="list-style-type: none">• use clay to make 3d models e.g. diva lamps• add texture by using tools• cut, roll and coil materials such as clay, dough or plasticene	<ul style="list-style-type: none">• explore and respond to 'aboriginal art'

In our topic 'Amazing Authors' we will be learning to...

Year 1	Year 2
<ul style="list-style-type: none">• communicate something about ourselves in drawing• create moods in our drawings• draw using pencils and crayons• draw lines of different shapes and thickness, using 2 different grades of pencil	<ul style="list-style-type: none">• use three different grades of pencil in our drawing (4B, 8B, HB)• use charcoal, pencil and pastels• create different tones using light and dark.• show patterns and texture in our drawings• use a viewfinder to focus on a specific part of an artefact before drawing it

In our topic 'Go Wild' we will be learning to...

Year 1	Year 2
<ul style="list-style-type: none">• sort threads and fabrics• group fabrics and threads by colour and texture• weave with fabric and thread• cut and tear paper and card for collage• gather and sort the materials we will need	<ul style="list-style-type: none">• join fabric using glue• sew fabrics together• create individual and group collages• use different kinds of materials on our collage and explain why we have chosen them• use repeated patterns in collage

In our topic 'Out of this World' we will be learning to...


Year 1	Year 2
<ul style="list-style-type: none">• explore and respond to artwork inspired by Space and the work of Peter Thorpe	<ul style="list-style-type: none">• use clay and other materials to create 3d models• cut, roll and join different materials

In our topic 'Changes' we will be learning to...

Year 1	Year 2
<ul style="list-style-type: none">• print with sponges, vegetables and fruit	<ul style="list-style-type: none">• create a print using pressing, rolling, rubbing and stamping

We are Religious Enquirers...

In Religious Education, we block our lessons to enable us to explore a theme in depth. Each of our units will follow the Engage, Enquire, Explore, Evaluate and Express model.



In Autumn Term 1, our enquiry will be...

Why do Christians pray to God and Worship him?

- Engage with the concept of being thankful for food
- Enquire into what there is to find out about prayer and worship
- Explore what, how and why Christians pray and what worship means

In Autumn Term 2, our enquiry will be...

Why is belonging to God and the church family important to Christians?

- Engage with the concept of belonging and feeling welcome
- Enquire into the practise and importance of Christening/ Baptism for Christians
- Explore what happens at a Baptism and Christian beliefs about belonging to God's family/ welcoming people in Baptism

In Spring Term 1, our enquiry will be...

Creation: Who do Christians believe made the World?

- Engage with the concept of Christians believing that God created the universe
- Enquire into the understanding that the earth and everything in it being important to God
- Explore the unique relationship God has with human beings as their Creator and Sustainer
- Explore how humans should care for the world because it belongs to God

In Spring Term 2, our enquiry will be...

Salvation: Why does Easter matter to Christians?

- Engage with the idea that Easter is very important in the 'Big Story' of the Bible.
- Enquire into the idea that Jesus showed that he was willing to forgive all pupil, even for putting him on the cross
- Explore how Christians believe that Jesus builds a bridge between God and humans
- Explore how Christians believe that Jesus rose from the dead, giving people hope of a new life.

In Summer Term 1, our enquiry will be...

Why do Jewish families say so many prayers and blessings?


- Engage with the concept of being thankful
- Enquire into the idea of thanking/blessing God at Sukkot
- Explore the idea of thankfulness for the day of rest in the Jewish creation story
- Explore Tefillah or prayer at home on Shabbat
- Explore worship and prayer at the synagogue on Shabbat

In Summer Term 2, our enquiry will be...

Why is the Torah such a joy for the Jewish community?

- Engage with the concept of joy in relation to the Torah
- Enquire into the importance of the Torah to the Jewish community
- Explore the story of Moses, the leader and teacher from the Torah

We are Computing Experts...



In Autumn Term 1, our computing project is 'We are TV Chefs'.

We will be learning to...

- Break down a process into simple, clear steps as in an algorithm
- Use different features of a video camera
- Use a video camera to capture moving images
- Develop collaboration skills

In Autumn Term 2, our computing project is 'We are Celebrating'.

We will be learning to...

- Develop basic keyboard skills, through typing and formatting text
- Develop basic mouse skills
- Use the web to find and select images
- Develop skills in storing and retrieving files
- Develop skills in combining text and images

In Spring Term 1, our computing project is 'We are Detectives'.

We will be learning to...

- Understand that email can be used to communicate
- Develop skills in opening, composing and sending emails
- Gain skills in opening and listening to audio files on the computer
- Use appropriate language in emails
- Develop skills in editing and formatting text in emails

In Spring Term 2, our computing project is 'We are Collectors'.

We will be learning to...

- Find and use pictures on the web
- Know what to do if they encounter pictures that cause concern
- Group images on the basis of a binary (yes/no) question
- Organise images into more than two groups according to clear rules
- Sort (order) images according to some criteria
- Ask and answer binary (yes/no) questions about their images

In Summer Term 1, our computing project is 'We are Astronauts'.

We will be learning to...

- Have a clear understanding of algorithms as sequences of instructions
- Convert simple algorithms to programs
- Predict what a simple program will do
- Spot and fix (debug) errors in their programs

In Summer Term 2, our computing project is 'We are Zoologists'.

We will be learning to...

- Sort and classify a group of items by answering questions
- Collect data using tick charts of tally charts
- Use simple charting software to produce pictograms and other basic charts
- Take, edit and enhance photographs
- Record information on a digital map

We are Geographers...

In our Geography lessons, we will be using a number of different skills to discover, ask questions, describes and talk about our ideas.

We will have opportunities to...



Year One

- answer some questions using different resources
- think of a few relevant questions to ask about a locality

Year Two

- label a diagram or photograph using some geographical words
- find out about a locality by using different sources of evidence
- find out about a locality by asking some relevant questions to someone else
- say what we like and don't like about t our locality and another locality

In our topic 'All About me' we will be learning to...

Year 1	Year 2
<ul style="list-style-type: none">• say what we like about our locality• answer questions about the weather• keep a weather chart• describe a locality using words and pictures• explain how the weather changes with each season• name key features associated with a town or village e.g. 'farm', 'shop'• explain why people wear different clothes at different times of the year	<ul style="list-style-type: none">• describe some physical features of our own locality• explain what makes a locality special• describe the key features of a place using words like beach, coast, forest• find where we live on a map of the UK

In our topic 'Celebrations' we will be learning to...

Year 1	Year 2
<ul style="list-style-type: none">• explain the main features of a hot and cold place• tell something about the people who live in hot and cold places• explain what we might wear if we lived in a very hot or a very cold place	<ul style="list-style-type: none">• describe some places which are not near our school• describe a place outside Europe using geographical words e.g. Australia• describe some features associated with an Island

- point out where the Equator, North Pole and South Pole are on a globe or atlas

In our topic 'Amazing Authors' we will be learning to...

Year 1	Year 2
<ul style="list-style-type: none"> • tell someone our address • identify the four countries making up the United Kingdom • name some of the main towns and cities in the United Kingdom 	<ul style="list-style-type: none"> • explain how the jobs people do may be different in different parts of the world • name the world's continents and oceans and find them in an atlas • name the major cities of England, Wales, Scotland and Ireland • find where we live on a map of the UK

In our topic 'Go Wild' we will be learning to...

Year 1	Year 2
<ul style="list-style-type: none"> • answer questions about the weather • keep a weather chart 	<ul style="list-style-type: none"> • describe some of the features associated with an island • describe the key features of a place using words like beach, coast, forest • explain how people can spoil an area • explain how people try to make an area better • explain what facilities a town or village might need

In our topic 'Changes' we will be learning to...

Year 1	Year 2
<ul style="list-style-type: none"> • explain the main features of a hot and cold place • explain how the weather changes with each season 	

We are Historians...



In our History lessons we will be using a number of different skills to discover, explore and talk about our ideas.

We will have opportunities to...

Year One

- use words and phrases like: old, new, and a long time ago
- recognise that a story that is read to us may have happened a long time ago
- ask and answer questions about old and new objects
- spot old and new things in a picture
- answer questions using an artefact/ photograph provided
- give a plausible explanation about what an object was used for in the past

Year Two

- use words and phrases like: before I was born, when I was younger
- use phrases and words like: 'before', 'after', 'past', 'present', 'then' and 'now'; in their historical learning
- use the words 'past' and 'present' accurately
- use a range of appropriate words and phrases to describe the past
- sequence a set of events in chronological order and give reasons for their order

In our topic 'All About me' we will be learning to...

Year 1	Year 2
<ul style="list-style-type: none">• talk about things that happened when we were little• explain how we have changed since we were born	<ul style="list-style-type: none">• give examples of things that are different in our life from that of our grandparents when they were young

In our topic 'Celebrations' we will be learning to...

Year 1	Year 2
<ul style="list-style-type: none">• put up to three objects in chronological order• explain that some objects belonged to the past• retell a familiar story set in the past e.g. Guy Fawkes• appreciate that some people have helped our lives be better today e.g.	<ul style="list-style-type: none">• recount the life of someone famous from Britain who lived in the past giving attention to what they did earlier and what they did later e.g. Guy Fawkes• recount some interesting facts from an historical event, such as where the 'Fire of London' started

<p>Louis Braille, soldiers (Remembrance Day)</p> <ul style="list-style-type: none"> • recognise that we celebrate certain events, such as bonfire night because of what happened many years ago • identify objects from the past, such as old toys • begin to identify the main differences between old and new objects 	<ul style="list-style-type: none"> • explain what is meant by parliament • find out something about the past by talking to an older person • research about a famous event that happens in Britain and why it has been happening for some time e.g. Remembrance Day
--	--

In our topic 'Go Wild we will be learning to...

Year 1	Year 2
<ul style="list-style-type: none"> • appreciate that some famous people have helped our lives be better today • understand that we have a Queen who rules us and that Britain has had a King or Queen for many years 	<ul style="list-style-type: none"> • recount the life of someone from Britain who lived in the past giving attention to what they did earlier and what they did later e.g. David Attenborough • research the life of a famous Briton from the past using different resources to help

In our topic 'Out of this World' we will be learning to...

Year 1	Year 2
<ul style="list-style-type: none"> • put up to three objects in chronological order e.g. The Space Race • retell a familiar story set in the past 	<ul style="list-style-type: none"> • research the life of a famous Briton from the past using different resources to help them e.g. Tim Peak • explain why Britain has a special history by naming some famous events and some famous people

In our topic 'Changes' we will be learning to...

Year 1	Year 2
	<ul style="list-style-type: none"> • research the life of someone who used to live in the area using the internet and other sources to find out about them • explain how the local area was different in the past

We are Scientists...



In our Science lessons, we will be using a number of different skills to investigate, explore and record our ideas.

We will have opportunities to...

Year One

- talk about what we see, touch, smell, hear or taste
- use simple equipment to help us make observations
- perform a simple test
- tell other people about what we have done
- identify and classify things we observe
- think of some questions to ask
- answer some scientific questions
- give a simple reason for our answers
- explain what we have found out

Year Two

- use our senses to help us answer questions
- use some scientific words to describe what we have seen and measured
- compare several things
- Carry out a simple fair test and know why it is a fair test
- say whether things happened as we expected
- suggest how to find things out and use prompts
- organise things into groups
- find simple patterns (or associations)
- use different methods to record our observations
- measure using simple equipment

In our topic 'All About me' we will be learning to...

Year 1	Year 2
<ul style="list-style-type: none">• name the parts of the human body we can see• draw and label basic parts of the human body• identify the main parts of the human body and link them to the senses.• observe the changes across the four seasons• name the four seasons in order	<ul style="list-style-type: none">• describe what animals need to survive• explain the basic needs of animals, including humans for survival.• describe why exercise, balanced diet and hygiene are important for humans.

<ul style="list-style-type: none"> • observe and describe the weather associated with the seasons 	
--	--

In our topic 'Amazing Authors' we will be learning to...

Year 1	Year 2
<ul style="list-style-type: none"> • distinguish between an object and the material from which it is made • describe materials using their senses • explain what material objects are made from • explain why a material might be useful for a specific job • name some everyday materials • sort materials into a given criteria • explain how solid shapes can be changed by squashing, bending, twisting and stretching 	<ul style="list-style-type: none"> • describe the simple physical properties of a variety of everyday materials • compare and group together a variety of materials based on their simple physical properties • explore how the shapes of solid objects can be changed • find out about people who developed useful new materials • identify and compare the suitability of a variety of everyday materials including wood, metal, plastic, glass, brick, rock, paper, cardboard for particular uses • explain how things move on different surfaces

In our topic 'Go Wild we will be learning to...

Year 1	Year 2
<ul style="list-style-type: none"> • name the petals, stem, leaf, bulb, flower, seed, stem and root of a plant • identify and name a range of common plants and trees • recognise deciduous and evergreen trees • name the trunk, branches and root of a tree • describe the parts of a plant (roots, stem, leaves, flowers) • identify and name a variety of common animals that are carnivores, herbivores and omnivores • classify animals by what they eat • identify animals and plants by a specific criteria, e.g. lay eggs or not; have feathers or not 	<ul style="list-style-type: none"> • match certain living things to the habitats they are found in • explain the differences between living and non-living things • describe some of the life processes common to plants and animals, including humans • decide whether something is living, dead or non-living • describe how a habitat provides for the basic needs of things living there • describe a range of different habitats • describe how plants and animals are suited to their habitat • identify animals and plants by a specific criteria, e.g. lay eggs or not; have feathers or not

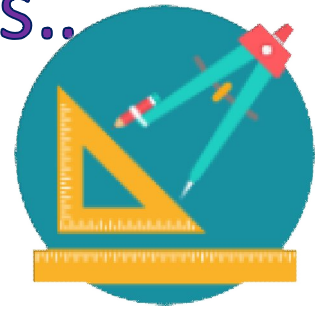
In our topic 'Out of this World' we will be learning to...

Year 1	Year 2
<ul style="list-style-type: none">• observe and describe how day length varies	

In our topic 'Changes' we will be learning to...

Year 1	Year 2
<ul style="list-style-type: none">• point out some of the difference between different animals• sort photographs of living things and non-living things• identify and name a variety of common animals• describe how an animal is suited to its environment• name the parts of an animal's body• name a range of domestic animals• compare the bodies of different animals	<ul style="list-style-type: none">• explain that animals grow and reproduce• explain why animals have offspring which grow into adults• describe the life cycle of some living things• describe what plants need to survive• observe and describe how seeds and bulbs grow into mature plants• find out and describe how plants need water, light and a suitable temperature to grow and stay healthy

We are Designers..



In our DT lessons, we will have the opportunity to use different skills to plan, design, construct and evaluate. We will have opportunities to...

Year One

- think of some of our own ideas
- explain what we want to do
- use pictures and words to plan
- explain what we are making
- explain which tools we are using
- describe how something works
- talk about how things work and things other people have done
- talk about how we want to construct a project with others
- select appropriate tools and resources for building projects
- make simple plans before making objects e.g. drawings, arranging pieces of construction before building

Year Two

- think of ideas and plan what to do next
- choose the best materials and tools giving reasons why these are the best
- describe designs by using pictures, diagrams, models and words
- join materials and components together in different ways
- explain what went well with our work and what we could improve
- make sensible choices about which material to use for our constructions
- develop our own ideas from initial starting points
- consider how to improve constructions

In our topic 'All about me' we will be learning to...

Year 1	Year 2
<ul style="list-style-type: none">• choose ingredients and talk about them• know why we need to wash our hands	<ul style="list-style-type: none">• describe the properties of the ingredients we are using• explain what it means to be hygienic

In our topic 'Amazing Authors' we will be learning to...

Year 1	Year 2
<ul style="list-style-type: none">• make a product with moving parts (e.g. Pop up book)• cut materials using scissors• describe materials using different words• say why we have chosen different moving parts	<ul style="list-style-type: none">• join materials together as part of a moving product• add some kind of design to our product• incorporate types of movement into models

In our topic 'Go Wild' we will be learning to...

Year 1	Year 2
<ul style="list-style-type: none">• describe how different textiles feel• make a product e.g. animal puppet from textiles by gluing	<ul style="list-style-type: none">• measure textile• join textiles together to make something• cut textiles• explain why we chose a certain textile

In our topic 'Out of this World' we will be learning to...

Year 1	Year 2
<ul style="list-style-type: none">• make a structure/ model using different materials e.g. rockets or planets• make our model stronger if it needs to be	<ul style="list-style-type: none">• measure materials to use in a model or structure• join materials in different ways• use joining, folding or rolling to make a model stronger

We are Sports Stars...

In our PE lessons, we will be using a number of different skills to master different movements and begin to apply them to different activities. We will learn skills and participate in team games, developing our understanding of tactics for attacking and defending. We will perform dances using simple movement patterns.



In all PE lessons we will have opportunities to...

Year One

- copy actions
- repeat actions and skills
- move with control and care
- talk about what we have done
- describe what other people did
- describe how our bodies feel before, during and after an activity

Year Two

- copy and remember actions
- repeat and explore actions
- talk about what is different between we they did and what someone else did
- say how we could improve
- show how to exercise safely
- describe how our body feels during different activities
- explain what our body needs to keep healthy

Autumn Term	Gymnastics	Games
Spring Term	Gymnastics	Dance
Summer Term	Athletics	Games

In Games we will learn to

Year 1	Year 2
<ul style="list-style-type: none">• throw underarm• roll a piece of equipment• hit a ball with a bat• move and stop safely• catch with both hands• throw in different ways• kick in different ways	<ul style="list-style-type: none">• use hitting, kicking and/or rolling in a game• stay in a 'zone' during a game• decide where the best place to be is during a game• use one tactic in a game• follow rules

In Dance we will learn to ...

Year 1	Year 2
<ul style="list-style-type: none">• move to music• copy dance moves• perform some dance moves• make up a short dance• move around the space safely	<ul style="list-style-type: none">• dance imaginatively• change rhythm, speed, level and direction• dance with control and co-ordination• make a sequence by linking sections together• link some movements to show a mood or feeling

In Gymnastics we will learn to

Year 1	Year 2
<ul style="list-style-type: none">• make our body tense, relaxed, curled and stretched• control our body when travelling and balancing• copy sequences and repeat them• roll and travel in different ways• balance in different ways• climb safely• stretch and curl in different ways	<ul style="list-style-type: none">• change, speed, level and direction• plan and show a sequence of movements• use contrast in our sequences• control our movements• think of more than one way to create a sequence which follows a set of 'rules'• work on our own and with a partner to create a sequence

In Athletics we will learn to...

Year 1	Year 2
<ul style="list-style-type: none">• run with confidence changing speed• jump and land safely• throw with accuracy at different targets• catch with increasing co-ordination and accuracy	<ul style="list-style-type: none">• run consistently at different speeds• demonstrate different jumps and sequence them• throw a range of objects at targets with accuracy and consistency• Catch a variety of objects

We are Responsible Citizens...

In our PSHE lessons we will be learning about:

- Health and Wellbeing
- Relationships
- Living in the Wider World



In Autumn Term 1 we will be learning to...

Year 1	Year 2
<ul style="list-style-type: none">• learn about the importance of using the internet.• know how to keep safe and where to get help when using ICT and the internet• learn about a range of feelings and emotions and communicate them to others• recognise the important of listening to others and working co-operatively• take part in simple debates about topical issues	<ul style="list-style-type: none">• apply our knowledge of healthy eating to plan a menu and make positive choices• take responsibility for our own actions and how our behaviour may influence others positively and negatively• understand the reason we have rules• learn how we can contribute to the life of the class• understand why it is important to take turns and follow them for a collaborative game• understand the concept of borrowing and the importance of sharing

In Autumn Term 2 we will be learning to...

Year 1	Year 2
<ul style="list-style-type: none">• learn about making positive choices that lead to happiness• recognise what is fair and unfair• reflect and recognise similarities and differences• understand the difference between right and wrong and what is fair and unfair	<ul style="list-style-type: none">• learn how to develop positive relationships with peers• understand the importance of making friends• identify and respect the difference and similarities between people from different countries and the importance of cross-cultural friendships• learn about the importance of sharing as part of friendship and kindness

In Spring Term 1 we will be learning to...

Year 1	Year 2
<ul style="list-style-type: none">• learn about bullies and bullying behaviour• understand name calling, impulsive and considered behaviour and the different between good and bad choices• recognise how our behaviour affects people and may influence people both positively and negatively• Understand how to help people who are affected by bullying• Understand that family and friends should care for each other• Understand different types of teasing and bullying	<ul style="list-style-type: none">• recognise how our behaviour affects others positively and negatively (anger)• learn about the importance of love and recognise, name and deal with feelings in a positive way• understand and be aware of different ways to show sadness and cope with change and loss• understand that all actions have consequences• think about ourselves and learn from experiences and recognise what we are good at• recognise choices and value achievements setting simple goals and targets

In Spring Term 2 we will be learning to...

Year 1	Year 2
<ul style="list-style-type: none">• learn about where fruit and vegetables grow• learn about the importance of effective teeth cleaning and dental hygiene• learn how to take care of teeth and manage personal hygiene• find out which foods are good for us• eradicate germs and spread of diseases by washing hands• learn about the importance of bathing and showering.• manage basic personal hygiene	<ul style="list-style-type: none">• understand our role in the class community• understand that we belong to various groups and communities• work independently and in groups taking on different roles• develop a sense of belonging in the wider community• consider ways school or community care for the local environment• understand the importance of shared responsibility

In Summer Term 1, we will be learning to...

Year 1	Year 2
<ul style="list-style-type: none">• recognise what is kind and unkind behaviour• learn about the importance of family• recognise that family and friends should care for each other• identify special people and what makes them special• understand people and other living things have need• consider ways of looking after the school or community and how to care for the local environment	<ul style="list-style-type: none">• identify and respect similarities and differences between boys and girls• learn about the process of growing from young to old• learn the names of different part of the body and similarities and differences based on gender• understand the need for physical activity and recognise the benefits of healthy exercise• understand how muscles work• make positive life choices

In Summer Term 2 we will be learning to...

Year 1	Year 2
<ul style="list-style-type: none">• learn about physical changes in our bodies as we grow• learn about how our needs change and grow as we develop• understand the importance of sun safety and how to keep safe in the sun• learn about the difference between secrets and surprise and when not to keep secrets and seek help• learn who to go for help and advice and recognise there are people who care and look after us	<ul style="list-style-type: none">• understand where money comes from and recognise notes and coins• understand the role of money in society• identify different types of work people do and learn about different places of work• understand why it is important to keep money safe and manage it carefully• understand the importance of choices and spending money wisely• gain a basic understanding of and contribute to enterprise